

---

LEONARDO eine europäische Perspektive für EbM Trainer

# **online Ausbildung als Alternative zur Kursfortbildung: „Train the Trainer“**

---

Pre-Konferenz Fachbereich Edukation

Berlin, 5. März 2009

Katja Suter und Berit Meyerrose

Für die Projektgruppe

S. Weinbrenner und R. Kunz

Fachgruppe Edukation des EbM Netzwerks

[www.ebm-unity.org](http://www.ebm-unity.org)

---

# Inhalt

- Hintergrund
  - **Projekt 1:** EbM-Basiscurriculum
- Tutoren-Curriculum (Projekt 2)
  - Ziel und Inhalt
  - Vorstellen Modul 1
  - E-Learning im Vergleich

# Zum Leonardo-Programm

- **Projekt 1:** „EUebm“ – Ein Pilotprojekt für ein europäisches EbM-Curriculum
- **Ziel:** Heranführen der Kursteilnehmer an die Grundlagen von EbM Grundfertigkeit von Gesundheitsberufen
- **Curriculum:** Kombination patientennaher, durch den Tutor supervidierter Lernlektion und selbstständiger Aneignung des Inhaltes der E-Learning-Module Internet oder über CD-ROMs

# **EUebm-Basiscurriculum**

## für Ärzte in Weiterbildung

- Modul 1:** Formulieren einer suchtauglichen Frage
- Modul 2:** Systematische Literatursuche
- Modul 3:** Kritische Bewertung systematischer Übersichtsarbeiten
- Modul 4:** Anwendbarkeit der Erkenntnisse auf den individuellen Patienten
- Modul 5:** Implementierung der Erkenntnisse in die klinische Praxis

---

# Ziel des Tutoren-Curriculums

- Zielpublikum

- Oberärzte
- Weiterbildungsverantwortliche
- EbM-Teacher

- Kursinhalt:

Aufzeigen von **Lehr- und Lernsituationen...**  
... zur **Integration von EbM-Teaching in den klinischen Alltag**

---

# Die 6 Module

- Modul 1: Stationsvisite
- Modul 2: Journal Club
- Modul 3: Assessment von Assistenzärzten
- Modul 4: Ambulanzsprechstunde
- Modul 5: Fallbesprechungen (*formal meeting*)
- Modul 6: Audit

# Learning Opportunities

<b>Die 5 EbM-Schritte</b>					
	<b>PICO-Frage</b>	<b>Literatur- suche</b>	<b>Kritische Bewertung</b>	<b>Übertrag- barkeit</b>	<b>Implemen- tierung</b>
<b>Stationsvisite</b>	<b>+++</b>	<b>(+)</b>	<b>+</b>	<b>+++</b>	<b>+</b>
<b>Journal Club</b>	<b>+</b>	<b>++</b>	<b>+++</b>	<b>+</b>	<b>+</b>
<b>Klinisches Assessment</b>	<b>++</b>	<b>(+)</b>	<b>++</b>	<b>+++</b>	<b>+</b>
<b>Ambulanz- Sprechstunde</b>	<b>+++</b>	<b>(+)</b>	<b>++</b>	<b>+++</b>	<b>+</b>
<b>Formales Meeting</b>	<b>+++</b>	<b>(+)</b>	<b>+</b>	<b>++</b>	<b>+</b>
<b>Audit</b>	<b>++</b>	<b>++</b>	<b>++</b>	<b>+</b>	<b>+++</b>

# Learning Opportunities

Die 5 EBM-Schritte					
	PICO-Frage	Literatur- suche	Kritische Bewertung	Übertrag- barkeit	Implemen- tierung
<b>Stationsvisite</b>	+++	(+)	+	+++	+
<b>Journal Club</b>	+	++	+++	+	+
<b>Klinisches Assessment</b>	++	(+)	++	+++	+
<b>Ambulanz- Sprechstunde</b>	+++	(+)	++	+++	+
<b>Formales Meeting</b>	+++	(+)	+	++	+
<b>Audit</b>	++	++	++	+	+++

Module\_1 (00:06 / 18:46) ATTACHMENTS



Training the trainers across the healthcare sector



MODULE 1

Outline Thumbnails Notes Search

1. MODULE 1 Teaching and Learning EBM during ward rounds
2. Learning Objectives
3. Learning opportunities
4. Learning opportunities
5. Evidence based ward round in delivery suit
6. Case discussed
7. Video clip
8. Preliminary hand over session
9. Ward rounds
10. Concluding session



articulate POWERED PRESENTATION

SLIDE 1 OF 12 PAUSED 00:06 / 00:21

Module\_1 (00:06 / 18:46) ATTACHMENTS



Training the trainers across the healthcare sector



MODULE 1

Outline Thumbnails Notes Search

- 1. MODULE 1 Teaching and Learning EBM during ward rounds
- 2. Learning Objectives
- 3. Learning opportunities
- 4. Learning opportunities
- 5. Evidence based ward round in delivery suite
- 6. Case discussed
- 7. Video clip
- 8. Preliminary hand over session
- 9. Ward rounds
- 10. Concluding session



articulate POWERED PRESENTATION

SLIDE 1 OF 12 PAUSED 00:06 / 00:21



Diashow

Module\_1 (00:06 / 18:46) ATTACHMENTS

**Mit/ohne Sprecher**

# MODULE 1

## Teaching and Learning EBM during ward rounds


Education and Culture  
Lifelong learning programme  
LEONARDO DA VINCI

articulate  
POWERED PRESENTATION


SLIDE 1 OF 12 | PAUSED | 00:06 / 00:21

Outline	Thumbnails	Notes	Search
1. MODULE 1 Teaching and Learning EBM during ward rounds			
2. Learning Objectives			
3. Learning opportunities			
4. Learning opportunities			
5. Evidence based ward round in delivery suit			
6. Case discussed			
7. Video clip			
8. Preliminary hand over session			
9. Ward rounds			
10. Concluding session			

Module\_1 (00:06 / 18:46) ATTACHMENTS



Training the trainers across the healthcare sector



**Index**

# MODULE 1

## Teaching and Learning EBM during ward rounds

Education and Culture  
Lifelong learning programme  
LEONARDO DA VINCI

articulate  
POWERED PRESENTATION

SLIDE 1 OF 12 | PAUSED | 00:06 / 00:21

Outline Thumbnails Notes Search

1. MODULE 1 Teaching and Learning EBM during ward rounds
2. Learning Objectives
3. Learning opportunities
4. Learning opportunities
5. Evidence based ward round in delivery suit
6. Case discussed
7. Video clip
8. Preliminary hand over session
9. Ward rounds
10. Concluding session

Module\_1 (00:06 / 18:46) ATTACHMENTS



Training the trainers across the healthcare sector



MODULE 1

**Übersicht**

**MODULE 1**  
Teaching and Learning EBM  
during ward rounds

Outline Thumbnails Notes Search

1. MODULE 1 Teaching and Learning

**Learning Objectives:**

1. To explain the importance of the role of the trainer in the development of an effective learning environment for the learner.
2. To understand the importance of the role of the learner in the development of an effective learning environment for the learner.
3. To understand the importance of the role of the trainer in the development of an effective learning environment for the learner.

2. Learning Objectives

Learning opportunities

articulate POWERED PRESENTATION

SLIDE 1 OF 12 PAUSED 00:05 / 00:21



The screenshot shows a Microsoft Internet Explorer browser window with the address bar containing the URL [http://ebm-unity.pc.unicatt.it/e-learning/TTT\\_module1/player.html](http://ebm-unity.pc.unicatt.it/e-learning/TTT_module1/player.html). The browser's menu bar includes 'Datei', 'Bearbeiten', 'Ansicht', 'Favoriten', and 'Extras'. The address bar also features navigation buttons like 'Zurück', 'Suchen', and 'Favoriten', along with a 'Wechseln zu' button and a 'Links' button.

The main content area displays a video player interface. At the top left, the logo 'euebm<sup>ttt</sup>' is visible with the tagline 'Training the trainers across the healthcare sector'. Below the logo is a small video thumbnail showing a man in a blue shirt. To the right of the thumbnail, the text 'MODULE 1' is displayed in red, followed by 'Teaching and Learning EBM during ward rounds' in white on a dark blue background. A large blue arrow points from the thumbnail area to a light blue box containing the word 'Text'. Below the video player, there is a navigation bar with buttons for 'Outline', 'Thumbnails', 'Notes', and 'Search'. The 'Outline' button is selected, showing a list of items: '1. MODULE 1 Teaching and Learning EBM during ward rounds' with a duration of '00:21'. Below this list, there is a paragraph of introductory text: 'Welcome to the evidence-based medicine Training the Trainers course module 1. The module will demonstrate the teaching of application of evidence based medicine in clinical management of patients during ward rounds. On the screen, on the left hand side, you will find the orientation grid with links to all...'. At the bottom of the video player, there is a control bar with a volume icon, a progress bar showing 'SLIDE 1 OF 12', a 'PAUSED' status, and a timer showing '00:06 / 00:21'. There are also play, stop, and refresh buttons.

The Windows taskbar at the bottom shows the system tray with the time '17:03' and the date '04.03.2009'. The taskbar includes several open applications: 'Fertig', 'H:\{20\_Projekte}\...', 'Microsoft Power...', 'EU-EBM Training...', 'Course: EBM TT...', 'Module\_1 - Mi...', and 'Summe'. The system tray also shows 'Lokales Intranet' and various system icons.

04.03.2009


# MODULE 1

## Teaching and Learning EBM during ward rounds

Text einblenden

# MODULE 1

## Teaching and Learning EBM during ward rounds



Welcome to the evidence-based medicine Training the Trainers course module 1. The module will demonstrate the teaching of application of evidence based medicine in clinical management of patients during ward rounds. On the screen, on the left hand side, you will find the orientation grid with links to all the parts of this module.

# Video



# Online- vs. Kurslernen

	Kurslernen	
<b>Flexibilität (Ort /Zeit)</b>	☹	
<b>Individuelles Lerntempo</b>	☹	
<b>Austausch mit anderen Kursteilnehmern</b>	😊😊😊	
<b>Beantwortung von Fragen</b>	😊😊😊	
<b>Kosten</b>	?	
<b>Integriertes Lernen</b>	☹	

# Online- vs. Kurslernen

	Kurslernen	Online
<b>Flexibilität (Ort /Zeit)</b>	☹	😊😊😊
<b>Individuelles Lerntempo</b>	☹	😊😊
<b>Austausch mit anderen Kursteilnehmern</b>	😊😊😊	☹
<b>Beantwortung von Fragen</b>	😊😊😊	☹
<b>Kosten</b>	?	?
<b>Integriertes Lernen</b>	☹	😊😊

# Projektpartner

- **Khalid S Khan, Theodoros N Arvanitis, Gemma Barnfield, Shakila Thangaratinam, Harry Gee** University of Birmingham
- **Susanne Weinbrenner, Berit Meyerrose**, AQuMed, Berlin
- **Andrea R Horvath**, TUDOR, Budapest
- **Gianni Zanrei**, Università Cattolica del Sacro Cuore, Milan
- **Regina Kunz**, Basel Institute for Clinical Epidemiology, Basel
- **Bernard Burnand, Chantal Ardit**, Institute of social and preventive medicine (IUMSP), University Hospital Lausanne
- **Jacek Walczac, Anna Kaleta** CASPolska, Krakow
- **Katrien Oude Rengerink, Ben WJ Mol** Academic Medical Center, Amsterdam



---

**Vielen Dank für die  
Aufmerksamkeit**

---



**[www.ebm-unity.org](http://www.ebm-unity.org)**

---


# Zusatzfolien

- Modul 1: Inhalt

Module\_1 - Microsoft Internet Explorer bereitgestellt von KBS

Adresse [http://ebm-unity.pc.unicatt.it/e-learning/TTT\\_module1/player.html](http://ebm-unity.pc.unicatt.it/e-learning/TTT_module1/player.html)

Module\_1 (00:22 / 18:46) ATTACHMENTS



Training the trainers across the healthcare sector

MODULE 1


Outline Thumbnails Notes Search

- 1. MODULE 1 Teaching and Learning EBM du
- 2. Learning Objectives
- 3. Learning opportunities
- 4. Learning opportunities
- 5. Evidence based ward round in delivery suit
- 6. Case discussed
- 7. Video clip
- 8. Preliminary hand over session
- 9. Ward rounds
- 10. Concluding session
- 11. Summary
- 12. Additional tips

# Learning Objectives

At the end of this module you will be able


1. **To expose knowledge gaps in the trainees that leads to construction of structured question (issuing educational prescriptions) (SKILLS).**
2. **To seek information from trainees on how they will track the best evidence to answer the question (KNOWLEDGE)**
3. **To demonstrate (and get trainees to demonstrate to you) how clinical judgement is used to determine the extent to which research evidence can be applied for individual patient care (SKILLS)**



articulāte  
POWERED PRESENTATION

SLIDE 2 OF 12 PLAYING 00:01 / 00:33

Fertig Lokales Intranet



**MODULE 1**

Outline Thumbnails Notes Search

- 1. MODULE 1 Teaching and Learning EBM du
- 2. Learning Objectives
- 3. Learning opportunities
- 4. Learning opportunities
- 5. Evidence based ward round in delivery suit
- 6. Case discussed
- 7. Video clip
- 8. Preliminary hand over session
- 9. Ward rounds
- 10. Concluding session
- 11. Summary
- 12. Additional tips



## Learning opportunities to apply EBM steps in clinical practice

### EBM steps

Learning Opportunities	Formulating questions	Searching for evidence	Critical appraisal	Integrating evidence with clinical scenario	Bringing change to practice
Ward round	+++	(+)	+	++	+
Journal club	+	+	+++	+	+
Clinical teaching and assessment	++	(+)	++	+++	+
Outpatient clinic	+++	(+)	++	++	+
Formal clinical meeting	+++	(+)	+	++	+
Audit	++	(+)	++	+	+++



articulate POWERED PRESENTATION

SLIDE 4 OF 12 PLAYING 00:01 / 00:53

Navigation icons: Play, Previous, Next, Full Screen


Module\_1 - Microsoft Internet Explorer bereitgestellt von KBS

Datei Bearbeiten Ansicht Favoriten Extras ?

Zurück Suchen Favoriten Wechseln zu Links

Adresse http://ebm-unity.pc.unicatt.it/e-learning/TTT\_module1/player.html

Module\_1 (02:19 / 18:46) ATTACHMENTS



Training the trainers across the healthcare sector

MODULE 1


Outline Thumbnails Notes Search

1. MODULE 1 Teaching and Learning EBM du
2. Learning Objectives
3. Learning opportunities
4. Learning opportunities
5. Evidence based ward round in delivery suit
6. Case discussed
7. Video clip
8. Preliminary hand over session
9. Ward rounds
10. Concluding session
11. Summary
12. Additional tips

5. Evidence based ward round in delivery suite

## Evidence based ward round in delivery suite

- Attended by senior obstetrician, trainees, senior midwife, nurses, clinical librarian (in case some of the staff is missing in your clinical setting you may take advantage of the provided tips)
- Common pattern
  - Preliminary hand over session
  - Ward rounds proper
  - Concluding session



articulāte POWERED PRESENTATION

SLIDE 5 OF 12 PLAYING 00:00 / 01:05

Fertig Lokales Intranet


Module\_1 - Microsoft Internet Explorer bereitgestellt von KBS

Datei Bearbeiten Ansicht Favoriten Extras ?

Zurück Suchen Favoriten Wechseln zu Links

Adresse [http://ebm-unity.pc.unicatt.it/e-learning/TTT\\_module1/player.html](http://ebm-unity.pc.unicatt.it/e-learning/TTT_module1/player.html)

Module\_1 (03:25 / 18:46) ATTACHMENTS



Training the trainers across the healthcare sector


MODULE 1

Outline Thumbnails Notes Search

1. MODULE 1 Teaching and Learning EBM du
2. Learning Objectives
3. Learning opportunities
4. Learning opportunities
5. Evidence based ward round in delivery suit
6. Case discussed
7. Video clip
8. Preliminary hand over session
9. Ward rounds
10. Concluding session
11. Summary
12. Additional tips

## Case discussed

- Does the use of corticosteroids in pregnant women in preterm labour at 28 weeks of gestation help reduce the risk of respiratory distress syndrome in newborns?
- Is the effect the same for women with twin pregnancy?



Education and Culture  
Lifelong learning programme  
LEONARDO DA VINCI

articulāte  
POWERED PRESENTATION

SLIDE 6 OF 12 PLAYING 00:01 / 00:59

Fertig Lokales Intranet



MODULE 1

- Outline
- Thumbnails
- Notes
- Search
- 1. MODULE 1 Teaching and Learning EBM du
- 2. Learning Objectives
- 3. Learning opportunities
- 4. Learning opportunities
- 5. Evidence based ward round in delivery suit
- 6. Case discussed
- 7. Video clip
- 8. Preliminary hand over session
- 9. Ward rounds
- 10. Concluding session
- 11. Summary
- 12. Additional tips

# Video clip




SLIDE 7 OF 12 | PLAYING | 00:05 / 10:20

⏸ ⏪ ⏩

Module\_1 - Microsoft Internet Explorer bereitgestellt von KBS

Adresse [http://ebm-unity.pc.unicatt.it/e-learning/TTT\\_module1/player.html](http://ebm-unity.pc.unicatt.it/e-learning/TTT_module1/player.html)

Module\_1 (14:44 / 18:46) ATTACHMENTS



Training the trainers across the healthcare sector


MODULE 1

Outline Thumbnails Notes Search

- 1. MODULE 1 Teaching and Learning EBM du
- 2. Learning Objectives
- 3. Learning opportunities
- 4. Learning opportunities
- 5. Evidence based ward round in delivery suit
- 6. Case discussed
- 7. Video clip
- 8. Preliminary hand over session
- 9. Ward rounds
- 10. Concluding session
- 11. Summary
- 12. Additional tips

## Preliminary hand over session

1. **Select topics for question framing where you are aware of good evidence to address the question**
2. **Ask general and specific questions to Identify knowledge gaps in the trainee ([video-bite-A](#))**
3. **Help formulate structured and focused questions using PICO format ([video-bite-B](#))**
4. **Hand over educational prescription**
5. **[www.cebm.net](http://www.cebm.net)**
  - **Set time frame**
  - **Specify the person responsible**
  - **Follow up and close the learning loop**
6. **Guide the trainee to provide appropriate search terms and relevant databases to the clinical librarian to search for evidence**



articulāte  
POWERED PRESENTATION


SLIDE 8 OF 12 PLAYING 00:01 / 01:33

Fertig Lokales Intranet

Module\_1 - Microsoft Internet Explorer bereitgestellt von KBS

Adresse [http://ebm-unity.pc.unicatt.it/e-learning/TTT\\_module1/player.html](http://ebm-unity.pc.unicatt.it/e-learning/TTT_module1/player.html)

Module\_1 (17:05 / 18:46) ATTACHMENTS



Training the trainers across the healthcare sector


MODULE 1

Outline Thumbnails Notes Search


1. MODULE 1 Teaching and Learning EBM du
2. Learning Objectives
3. Learning opportunities
4. Learning opportunities
5. Evidence based ward round in delivery suit
6. Case discussed
7. Video clip
8. Preliminary hand over session
9. Ward rounds
10. Concluding session
11. Summary
12. Additional tips

## Concluding session

- Held in a tutorial room
- Evidence retrieved by the clinical librarian for questions posed earlier is appraised by the trainee with help of trainer ([Video-bite-E](#))
- Any discrepancy from current practice is examined by the trainee with the possibility of changing practice at organisational level



SLIDE 10 OF 12 PLAYING 00:01 / 01:10



Fertig Lokales Intranet


Module\_1 - Microsoft Internet Explorer bereitgestellt von KBS

Datei Bearbeiten Ansicht Favoriten Extras ?

Zurück Suchen Favoriten Wechsell zu Links

Adresse http://ebm-unity.pc.unicatt.it/e-learning/TTT\_module1/player.html

Module\_1 ( 18:15 / 18:46 ) ATTACHMENTS



Training the trainers across the healthcare sector

MODULE 1


Outline Thumbnails Notes Search

1. MODULE 1 Teaching and Learning EBM du
2. Learning Objectives
3. Learning opportunities
4. Learning opportunities
5. Evidence based ward round in delivery suit
6. Case discussed
7. Video clip
8. Preliminary hand over session
9. Ward rounds
10. Concluding session
11. Summary
12. Additional tips

# Summary

## What did you learn?

- How to provide educational prescription to the trainees
- Evidence can be retrieved real time for discussion at the end of ward rounds or at a later time for discussion in journal clubs and clinical meetings
- Appraisal of evidence and its integration to practice can be done during the concluding session




articulāte  
POWERED PRESENTATION

SLIDE 11 OF 12 PLAYING 00:01 / 00:27

Fertig Lokales Intranet

Module\_1 (18:42 / 18:46) ATTACHMENTS



Training the trainers across the healthcare sector

MODULE 1


Outline Thumbnails Notes Search

1. MODULE 1 Teaching and Learning EBM du
2. Learning Objectives
3. Learning opportunities
4. Learning opportunities
5. Evidence based ward round in delivery suit
6. Case discussed
7. Video clip
8. Preliminary hand over session
9. Ward rounds
10. Concluding session
11. Summary
12. Additional tips


## Additional tips

In case some of the staff is missing in your clinical setting you may involve nurses by:

- Directing their attention to professional literature
- Explain the PICO scheme on a given a case relevant for nursing
- Explain the importance of EBM at a separate session
- Go and talk to the head of nursing
- *You may also give the fist word to junior staff or nurses, in order to prevent that the same two or three seniors dominate the discussion.*



SLIDE 12 OF 12 PLAYING 00:01 / 00:05



Fertig Lokales Intranet